









10D Well done!

well



Instructions

You will need: one set of cards per group

- Review the phrases with *well* from page 99 of the Students' Book with the class.
- Introduce the activity by drawing a simple sketch of a man next to lots of dollar signs. Elicit what phrase with *well* it might represent (*well-off, well-paid, etc.*).
- Divide students into groups of three or four and give each group a set of cards, and ask them to deal out all of the cards. Students study the pictures on their cards, and think about what phrases with *well* they show (there are no right or wrong answers here), and writes the appropriate phrase on the back of each card, without showing other students. They then take it in turns to show their pictures to the group and discuss what it shows.
- The first person to say the phrase that the original student thought of (and wrote on the back of the card) wins the card.
- Repeat the process until all the cards have been used. The student with the most cards wins.