







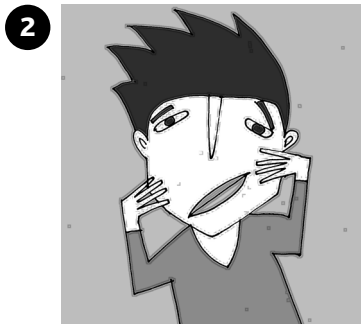
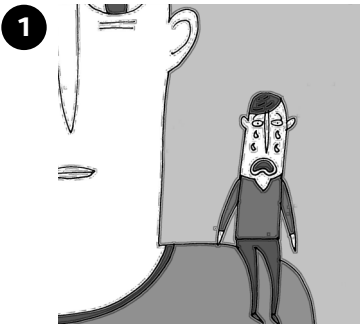


Body idioms



Instructions and Answer key

You will need: one set of cards per group of students

- Review the body idioms from page 39 of the Students' Book with the class, and teach the idiom *twist someone's arm* (= persuade someone to do something they don't want).
- Divide students into groups of three or four, depending on how big your class is. Give each group a set of cut-up cards, face-down in the middle. Students take it in turns to pick up a card and turn it over, face up in the middle. Students then have to guess which idiom it shows. The first person to say the correct idiom wins the card. In order to keep the card, they must then say an example sentence with the idiom. If they can't, the card goes to the first student who can. The student with the most cards at the end wins.
- With weaker classes, write all the idioms in the answer key on the board (but in a different order) before students begin for them to refer to while they do the activity.

ANSWER KEY

- 1 a shoulder to cry on
- 2 keep a straight face
- 3 hair-raising
- 4 turn a blind eye to something
- 5 turn your nose up at something
- 6 mouth-watering
- 7 heart-rending
- 8 get your head round something
- 9 have butterflies in your stomach
- 10 be up to your neck in it
- 11 win hands down
- 12 all fingers and thumbs
- 13 twist your arm
- 14 put your foot in it
- 15 pull someone's leg