

## 5B The perfect holiday


### can/can't: possibility and ability

#### Worksheet A

Read the information below and decide what you can/can't do if you stay at this hotel.

*Going on holiday? Then come to the beautiful Ayala Hotel on Helena Island.*

- Swim in three swimming pools.
- Eat in two restaurants.  
(We have the best Italian food on the island!)
- Go to the Club Ayala every evening.
- Hire cars and bicycles.
- Walk to three quiet beaches  
(only five minutes from the hotel).
- Go by bus to the beautiful Helga mountains.



The Ayala Hotel is only 20 minutes from Helena City, where there are cinemas, museums, clubs and lots of interesting shops.

**For the perfect holiday, come to The Ayala Hotel!**


Helena Island – Ayala Hotel

#### Worksheet B

Read the information below and decide what you can/can't do if you stay at this hotel.

*The Bella Hotel on Helena Island – for the holiday of your dreams!*

- Eat in four excellent restaurants  
(including French and Chinese).
- Visit the beautiful beach next to the hotel.
- Swim in two big swimming pools.
- Play tennis or golf.
- Hire cars and motorbikes.
- Go by boat to Bird Island – the most beautiful place in the world!



The Bella Hotel is only half an hour from Perilla, an old town on the coast. In Perilla there are interesting old buildings, restaurants, cafés, a cinema and lots of shops.

**The Bella Hotel: where the beautiful people go!**

Helena Island – Bella Hotel

# 5B The perfect holiday


## can/can't: possibility and ability

### Worksheet C

Read the information below and decide what you can/can't do if you stay at this hotel.

#### *Come on holiday to the Romina Hotel – the best place to stay on Helena Island!*

- Walk to four different beaches (only five or ten minutes from the hotel).
- Relax in our swimming pool and Jacuzzi.
- Eat in three wonderful restaurants. (One is open 24 hours a day!)
- Hire boats, cars and bicycles.
- Watch free films every night.
- Go by bus to the beautiful Helga mountains.



Helena Island – Romina Hotel

The Romina Hotel is a ten minutes' walk from Selia, a small fishing village. In Selia there are some restaurants, two excellent clubs and lots of cafés on the beach.

**For the holiday of a lifetime, come to the Romina Hotel!**

### Worksheet D

Read the information below and decide what you can/can't do if you stay at this hotel.

#### *Come to the wonderful Stella Hotel on Helena Island!*

- Visit the beautiful long beach next to the hotel.
- Eat in four restaurants (including Japanese and Italian).
- Hire cars and scooters.
- Dance all night at Club Stella.
- Swim in three swimming pools. (One is open 24 hours a day!)
- Go by boat to Bird Island – the most beautiful place in the world!



Helena Island – Stella Hotel

The Stella Hotel is 25 minutes from Vandana, an old town on the coast. In Vandana there are very good restaurants and shops, an art gallery and lots of places to walk.

**Come and stay in The Stella Hotel – and enjoy life!**

## 5B The perfect holiday

---

### Instructions

*You will need: one set of four worksheets per group of four students*

- Pre-teach the following items of vocabulary: *club, hire a car/bicycle, museum, on the coast, jacuzzi.*
- Tell the class that they are going on a two-week holiday to Helena Island and must decide which of four hotels to stay in. All the hotels cost the same.
- Divide the class into four groups and give copies of *Worksheet A* to all the students in the first group, copies of *Worksheet B* to all the students in the second group, etc. Allow students time to read the information and ask any questions.
- Students work together in pairs or groups with students who have the same worksheet and decide what you can/can't do on holiday in the hotel and in the city/town/village nearby. They should use *You can ... and You can't ...* during their discussion. For example, students with *Worksheet A* might say: *At the Ayala Hotel you can go swimming and you can eat Italian food. In Helena City you can go to the cinema or you can visit a museum.* Students can make notes at this stage, but they do not need to write down all the sentences.
- Rearrange the class into groups of four, one student from each of the previous groups. If you have extra students, make some groups of five. Students take it in turns to tell the group what you can/can't do in the hotel and the place nearby. The whole group must then decide which hotel they are going to stay in. At this stage encourage students to discuss the advantages and disadvantages of each hotel, again using *You can ... and You can't ...*
- Each group tells the class which hotel they have chosen, giving reasons for their decision.