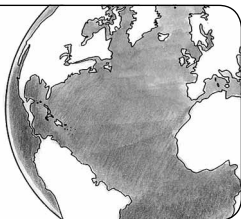


2A

Where are you from?

Countries; *be* with *I* and *you*

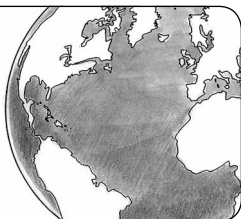
Alvaro
Portugal
waiter



Luis
Italy
businessman



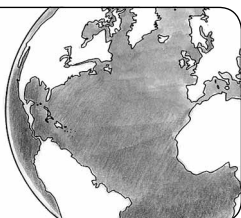
Marek
Poland
actor



Francisco
Argentina
politician



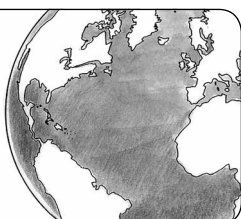
Jian
China
student



Peter
Australia
footballer



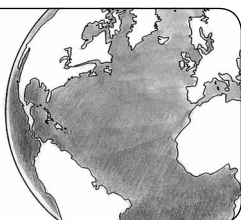
Kim
Vietnam
engineer



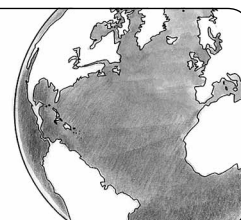
Wendy
England
police officer



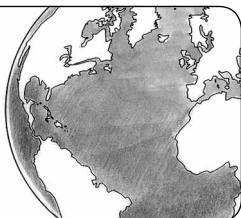
Satoko
Japan
waitress



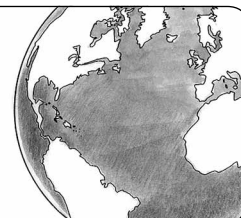
Olga
Russia
doctor



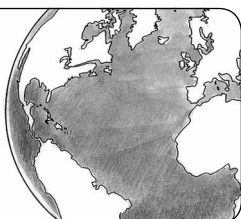
Silvina
Brazil
actress



Carmela
the USA
businesswoman



Sukora
Thailand
singer



Mufana
Egypt
teacher



Instructions

You will need: one role card per student

- Give one *role card* to each student. There are seven cards for male students and seven for female students. If you have more than 14 students, use duplicate role cards.
- Students move around the room introducing themselves according to their role cards and asking each other's names, countries and jobs. If it is not possible for your students to move around the room, they can ask the students sitting near them.
- Encourage students to use the following language during the activity: *Hello/Hi, my name's (Alvaro). What's your name? Nice to meet you. Where are you from? I'm from (Portugal). What's your job? I'm a (waiter).*
- If this activity is used after Grammar focus 2 on page 15 of the Students' Book, students can work in pairs and try to remember where all the people in the class are from. Encourage students to use the following language: *What's his/her name? His/Her name's ...; Where's he/she from? He/She's from ...; What's his/her job? He/She's a ...*. If you are planning to do this stage of the activity, tell the class beforehand that they must remember the names, jobs and countries of the people they talk to.